

**2 years**  
manufacturer warranty

**HARDY BARTH**  
emobility



# cPH2

## Wallbox

The Wallbox for  
the private and  
semi-public sector



\*For the public sector also available as  
a legal-for-trade version from Q3/2022

[www.echarge.de](http://www.echarge.de)

# cPH2

Wallbox

## The Wallbox for the private and semi-public sector





 Local **overload protection** with compatible system<sup>1)</sup>


 Operating states via **LED indicators**

 Charge control and visualization via **web interface**

 **Charging release (optional)** e.g. RFID / key switch

 **MID energy meter** (already integrated)

 **Dynamic load management**  
- Between various charging points  
- Excess PV charging<sup>1)</sup>  
- Peak Shaving<sup>1)</sup>  
- Smart Grid Ready

 **Backend usage (optional)**  
- mobile communication  
- OCPP 1.6

<sup>1)</sup>our charging stations are compatible with the following manufacturers

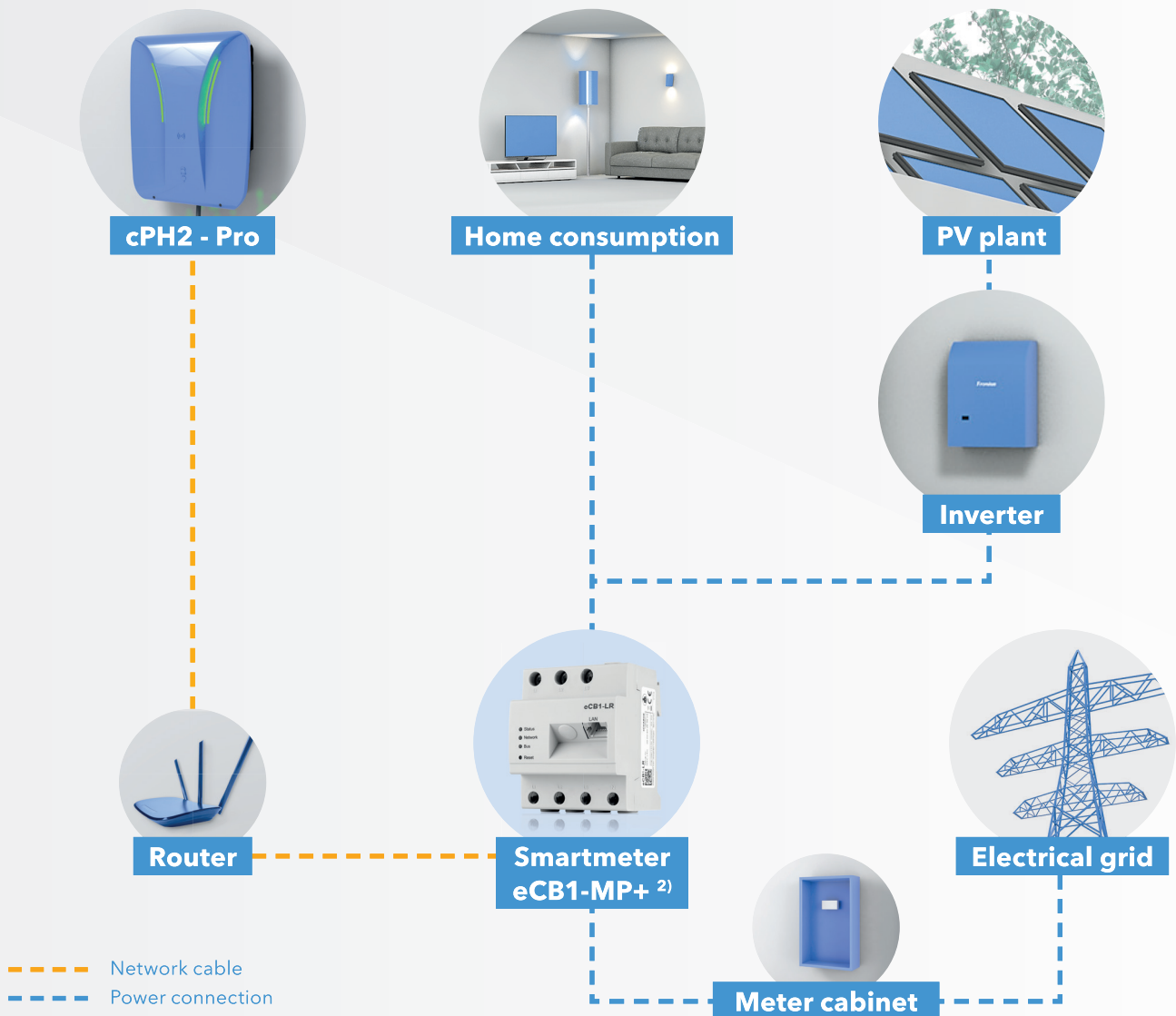
photovoltaic



Load management



## Excess PV charging



## Hardy Barth Smartmeter eCB1-MP+

Our smartmeter eCB1-MP+ enables full PV excess charging and at the same time prevents an overload of your house connection, thanks to our dynamic real-time load management.

<sup>2)</sup>As an alternative to our Smartmeter eCB1-MP+, one of the following systems can be used:

- Fronius (Gen24, Smartmeter, DM2, EMIL)
- SMA (Homemanager 2.0/ SMA Energy Meter)
- Kostal (KSEM)
- Energy management system (Aski, Fenecon, Smart1)
- RCT (compatible as of Q3/2022)



with current folding transformers up to 1000A

## cPH2 Wallbox

- For the private and semi-public sector
- Easy assembly
- Charging power up to 11 kW / 22 kW (3 phase)
- 2 charging points per Wallbox available
- Choice between charging socket or various fixed charging cables Type 2 acc. IEC 62196-2

## optional accessories

- Switch 5-port (included as standard with cPH2 2T22 from Q3/2022)
- RFID module (authentication and release)
- GSM communication module (mobile radio for backend usage)
- Key switch (Eco/ Quick charge and charge stop)
- Stele, pedestal, concrete foundation (free-standing installation)
- Earthed socket 230 V, 6 A (charging according to IEC 61851-1 „Mode 1“)  
(without load management and MID energy meters)

## Technical data

### Power supply / Charge

Type	1T11	1T22	2T22	2T44
<b>Connection terminals</b>	1x terminal block, 5x 6 mm <sup>2</sup> (L1,L2,L3,N,PE)		2x terminal block, 5x 6 mm <sup>2</sup> (L1,L2,L3,N,PE)	
<b>Rated voltage / frequency</b>	230 V   400 V 3 phase ; 50 Hz			
<b>Rated current</b>	16 A	32 A	2x 16 A   1x 32 A	2x 32 A
<b>Power supply</b>	11 kW	22 kW	22 kW	44 kW
<b>Charging power max.</b> (3 phase)	11 kW	22 kW	2x 11 kW   1x 22 kW	2x 22 kW
<b>Charging socket/ cable acc. IEC 62196-2</b> automatic socket release in case of mains voltage failure	Type 2, 20 A cable or Type 2 socket	Type 2, 32 A cable or Type 2 socket	2x Type 2, 32 A cable or 2x Type 2 socket	

### Protection

<b>DC fault current detection</b>	electronic, DC-RCM, I $\Delta$ n d.c. $\geq$ 6 mA, per charging point			
<b>MCB per charge point*</b> (required on site)	16 A, 3p	32 A, 3p	2x 16 A, 3p   2x 32 A, 3p	2x 32 A, 3p
<b>RCD leakage circuit breaker*</b> (required on site)	RCD Type A, 40 A, 30 mA		2x RCD Type A, 40 A, 30 mA**	

\* C-characteristic advised

\*\*Special case: For two charging points and only one supply line, an RCD Type B or Type EV is mandatory.

### Features

<b>RGB LEDs</b>	Shows operating status
<b>Energy meter</b>	MID conform, per charging point
<b>Load management / Excess PV charging</b>	Dynamically between charging points with compatible system
<b>Charge release</b> (optional)	local RFID (Mifare DESFIRE und LEGIC Prime & Advant), key switch, OCPP 1.6
<b>Communication / Data connection</b>	PLC (PowerLAN), Ethernet, optional mobile communication (for backend connection)
<b>Vehicle communication</b>	IEC 61851-1 „Mode 3“ and ISO 15118 Ready
<b>Power control</b>	Adjustable via web interface or rotary switch, 6-32 A

### Conditions / Standards

<b>Operating / Storage temperature</b>	-25 °C to 50 °C / -25 °C to 85 °C
<b>Relative humidity</b>	5 to 95%, no condensation
<b>Standards</b>	IEC 61851-1, IEC 61851-21, IEC 61851-22
<b>Class of protection / Overvoltage category</b>	II / III
<b>Degree of pollution</b>	3
<b>Degree of protection</b> (housing)	IP54

### Housing

<b>Dimensions [mm]</b>	497 x 397 x 166 (H x L x W)
<b>Color / Wallbox weight</b>	anthracite   silver gray / approx. 12 - 15 kg
<b>Item number</b>	3M5XXXXX